

## PB DYNAFORMER



The PB Dynaformer is used to form a uniform “mat” of wood particles impregnated with resin at a prior stage in the work process, which is then conveyed to a press suitable for the application.


### PB WIND DYNAFORMER FOR SURFACE LAYER

The material, which is loaded into the forming bin through the load chute, falls by gravity into a wind chamber and passes through a set of air nozzles whose task is to carry out a gravimetric and granulometric screening of the wood particles. The lighter and finer particles are carried farther and settle on the surface of the mat while the heavier, larger particles, which are not carried quite so far, settle in the core of the formed mat. The particles are blown through a set of meshes fitted inside the wind chamber that ensure an accurate granulometric separation. A vibrating system is installed to keep the meshes clean. Particles which are too large to pass through the oversize reject mesh are collected and removed by a conveyor belt. The wind Dynaformer guarantees efficient particle separation, optimal mat formation and an easy regulation of the screening process. The former is equipped with a system that is able to vary the width of the formed mat.

An accurate weighing bridge is mounted inside the forming bin to weigh and measure the density of the material metered inside the forming head real time guaranteeing that the weight of the formed mat is extremely accurate.

A set of levels ensures a constant fill to the forming bin.

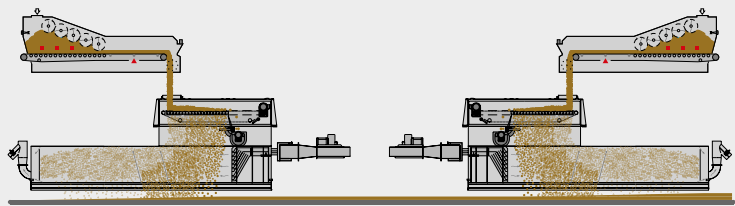
### BEST IN CLASS FOR:



WOOD BASED PANELS:  
PB/SPB

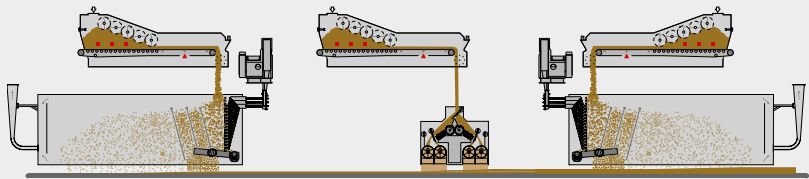
### MECHANICAL PB DYNAFORMER FOR CORE LAYER

The material, which is loaded into the forming bin through the load chute, falls by gravity into the mechanical forming head where it is evenly and accurately distributed longitudinally and horizontally onto the forming belt below by the flaps and rotating combs mounted inside. The former is equipped with a system that is able to vary the width of the formed mat. An accurate weighing bridge is mounted inside the forming bin to weigh and measure the density of the material metered inside the forming head real time to ensure that the weight of the formed mat is accurate. A set of levels ensures a constant fill to the forming bin.



MAF.PB  
SURFACE+CORE

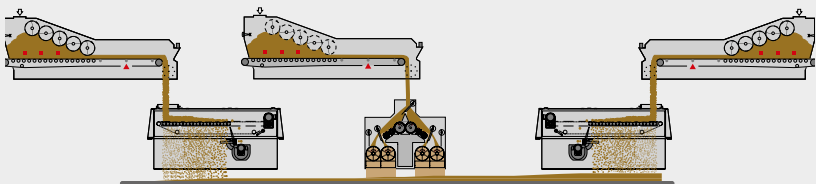
MAF.PB  
CORE+SURFACE



AF.PB  
SURFACE

MF.PB  
CORE

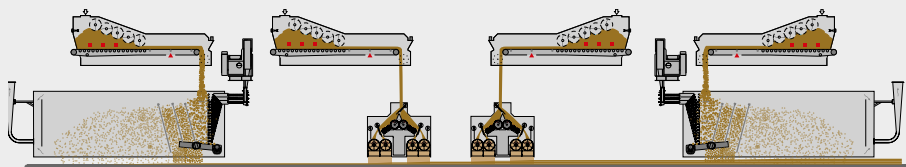
AF.PB  
SURFACE



MF.PBS  
SURFACE

MF.PB  
CORE

MF.PBS  
SURFACE

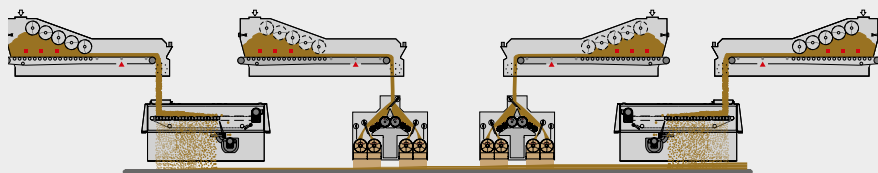


AF.PB  
SURFACE

MF.PB  
CORE

MF.PB  
CORE

AF.PB  
SURFACE



MF.PBS  
SURFACE

MF.PB  
CORE

MF.PB  
CORE

MF.PBS  
SURFACE