

OSB/LSB DYNAFORMER




The OSB Dynaformer is used to form a uniform “mat” of oriented wood-based strands, resinated at a prior stage in the work process, which is then conveyed to the press.

OSB DYNAFORMER FOR FACE LAYER

The material, which is loaded into the forming bin through the load chute, falls by gravity through the central element where a set of rotating combs are mounted. The shape and rotation of the combs have been designed to distribute and screen out the smaller particles which pass through the combs and continue to fall towards the base element, from the coarser particles that flow through towards the front of the former. The sifted material then passes through the base element where a set of rotating shafts equipped with serrated metal disks lay and orient the strands longitudinally on the belt which travels below the forming station into uniform layers. The height and angle of the forming head are adjusted automatically to regulate the inclination of the longitudinal orientation of the strands lying on the forming belt below. Particles which are too large to pass through the metal disks are conveyed, collected and removed from the process by a conveyor belt. The former is equipped with a system that is able to vary the width of the formed mat. An accurate weighing bridge is mounted inside the forming bin to weigh and measure the density of the material metered inside the forming head real time, guaranteeing that the weight of the formed mat is extremely accurate. A set of levels ensures a constant fill to the forming bin.

BEST IN CLASS FOR:

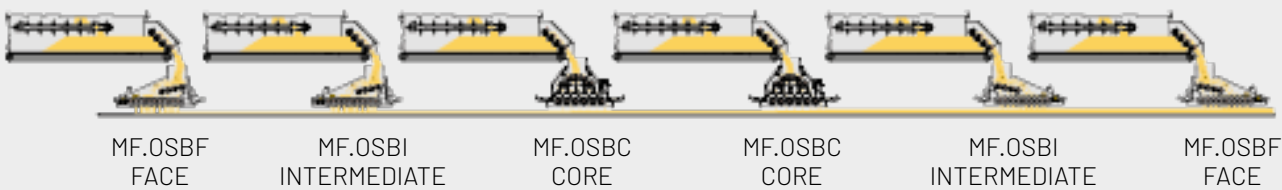
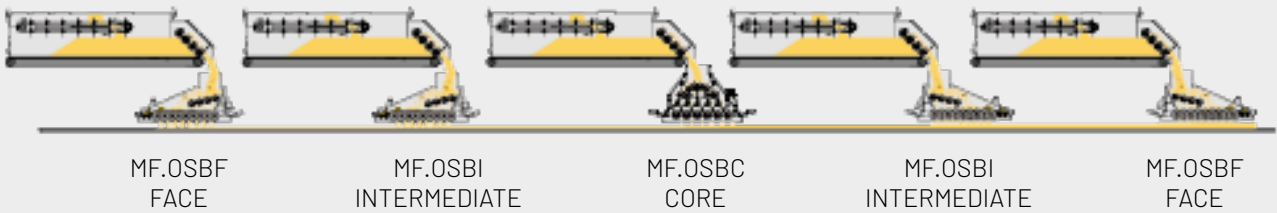
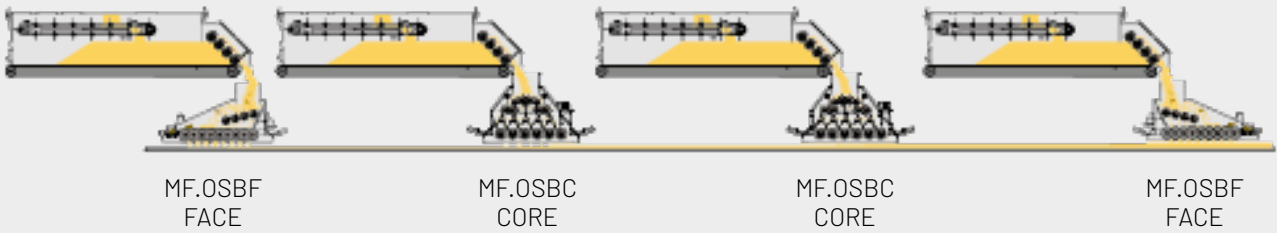
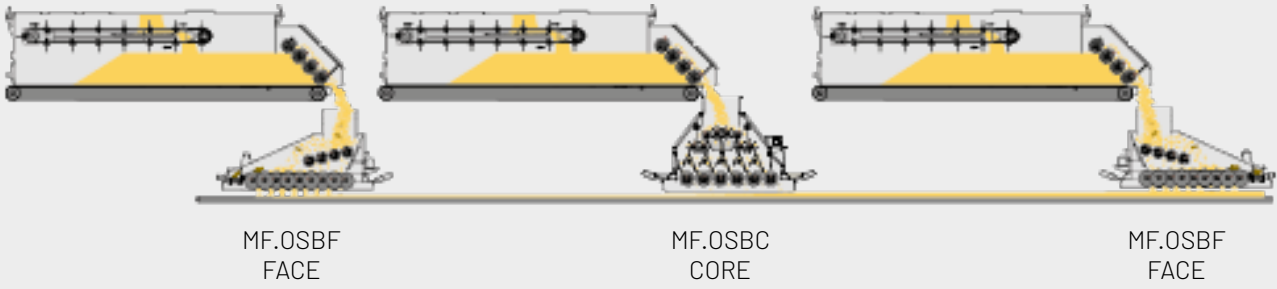


WOOD BASED PANELS:
OSB/LSB/FOSB

OSB DYNAFORMER FOR CORE LAYER

The material, which is loaded into the forming bin through the load chute, falls by gravity into the forming head where the flaps and rotating combs mounted inside carry out an initial granulometric separation of the material. The sifted material then passes through the base element where a set of flaps and shafts equipped with fins align, collect and lay the strands horizontally on the conveyor belt travelling below the forming station. The height and angle of the forming head are adjusted automatically to regulate the angle of the transversal orientation of the strands lying on the forming belt below. The former is equipped with a system that is able to vary the width of the formed mat.

An accurate weighing bridge is mounted inside the forming bin to weigh and measure the density of the material metered inside the forming head real time guaranteeing that the weight of the formed mat is extremely accurate. A set of levels ensures a constant fill to the forming bin.



LSB = LIGHT STRAND BOARD

