

HIGH PRESSURE PARTICLEBOARD RESINATION TECHNOLOGY

PB HI-JET (RH)

TO SIGNIFICANTLY REDUCE RESIN CONSUMPTION IN THE MANUFACTURE
OF PB PANELS AND ACHIEVE OPTIMAL RESIN DISTRIBUTION




PB HI-JET (RH) is a high-pressure particleboard resination technology designed to significantly reduce resin consumption in the production of particleboard panels and achieve optimal resin distribution.

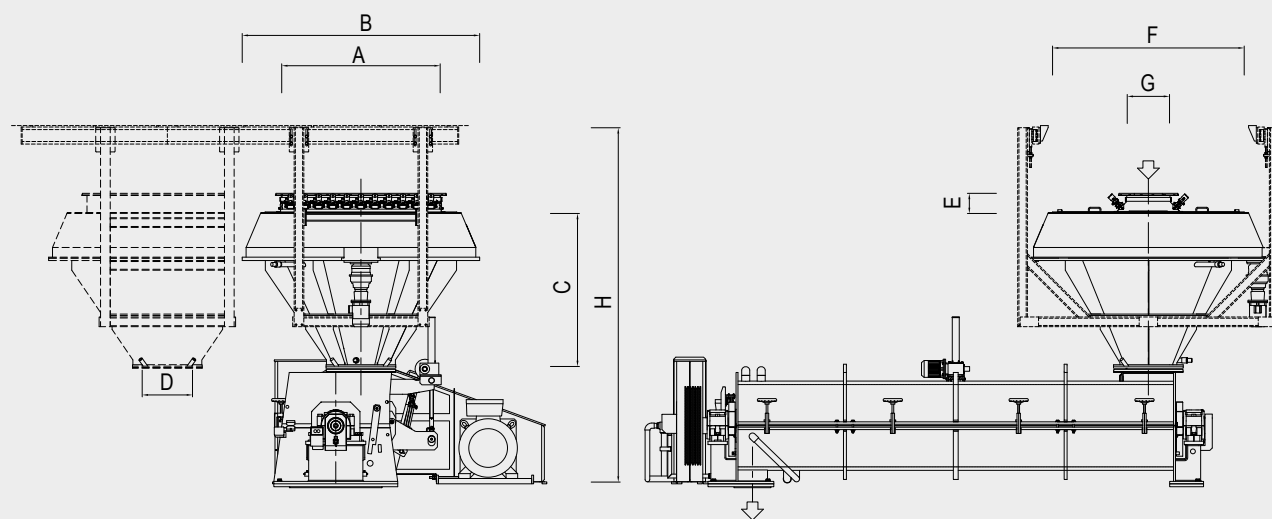
The system micronizes/nebulizes the resin and the micro glue particles produced form a saturated environment, so that, as the wood particles pass through, the surface of the particles is covered by an ideal quantity of resin before they are fed into the blender. The distribution achieved in this way is directly proportional to the surface of each particle, to ensure that each particle only receives the amount of glue it needs, with a consequent reduction in the resin consumed. This new technology has at last solved the issue of the correct distribution of the glue over the wood particles; with traditional technology in fact, the fines were always over-glued because they tended to absorb as much as 5 or 7 times more than the amount absorbed by the larger particles. When inspected in the laboratory, it was sometimes noted that the larger sized particles were significantly under-glued, because the fines had virtually absorbed all the glue. The special chute is equipped with a motorized self-cleaning system, and is used to convey the resined material to blender infeed.

ADVANTAGES

- In traditional systems the nozzles are mounted at 2/3 from blender outfeed. With this new high pressure injection system located inside the infeed chute, the whole length of the blender is exploited for the blending process, greatly increasing retention time
- Resin consumption reduced by approximately 15% due to the improved resin distribution at high pressure and the longer retention time.

BEST IN CLASS FOR:

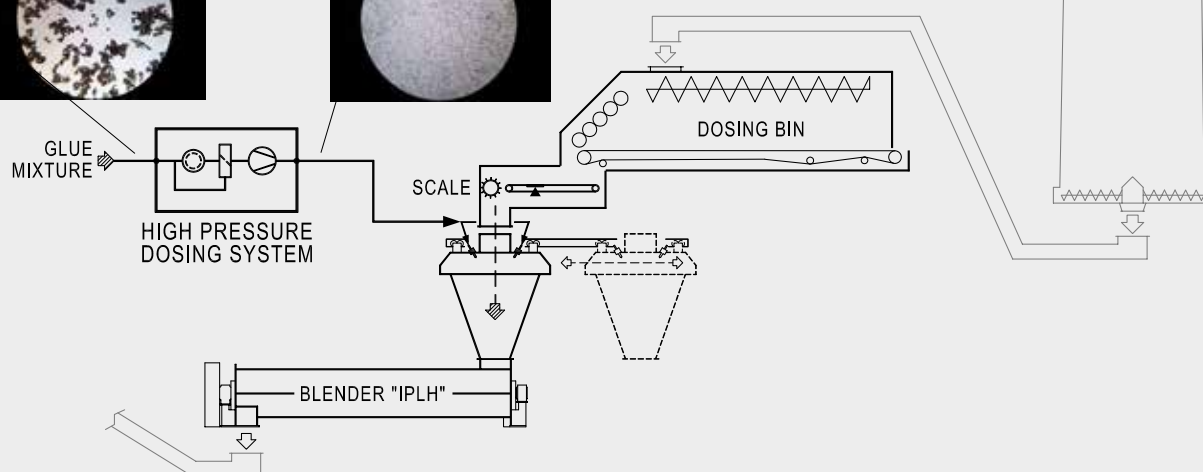
WOOD BASED PANELS:
PB/SPB



**RESIN BEFORE
PULVERIZATION AND FILTERING**



**RESIN AFTER
PULVERIZATION AND FILTERING**



MODEL	OVERALL DIMENSIONS mm								
	A	B	C	D	E	F	G	minimum height H required for IPV	minimum height H required for IPL
RH 1-1400.450-1250	1120	1980	1250	450	190	1400	570	3800	3500
RH 1-1930.520-1580	1640	2450	1580	520	190	1930	440	3800	3500
RH 1-1930.620-1490	1640	2450	1490	620	190	1930	440	-	3800
RH 1-1930.730-1370	1640	2450	1370	730	190	1930	440	-	4000

MODEL	FOR APPLICATION WITH THE FOLLOWING BLENDERS
RH 1-1400.450-1250	IPV 8 - 20 / IPL 4 - 12
RH 1-1930.520-1580	IPV 30 - 40 / IPL 15 - 22
RH 1-1930.620-1490	IPL 30 - 40
RH 1-1930.730-1370	IPL 50 - 60

Please consult the relative IPV and IPL blender technical sheets for details.