

LONGITUDINAL CHAIN CONVEYOR – LCG



The machine is designed for continuous feeding of wood logs. Built for durability, it features a heavy-duty structure that absorbs impact shocks.


TECHNICAL FEATURES

- Length: from 8 to 24 meters, modular for extended configurations
- Width: from 800 mm to 1,800 mm, depending on the chipping line
- Customizable sidewalls for optimized material containment
- Compatible with direct crane loading or automatic dosing systems (e.g., TCD)
- Heavy-duty frame designed for impact resistance
- Torque-based adaptive speed control via inverter for smooth operation


BENEFITS

- Continuous and precise log feeding, improving chipping efficiency
- Customizable dimensions for seamless integration into existing lines
- Low maintenance, thanks to self-cleaning scrapers and the roller system
- Flexible loading options: direct crane feed or automated dosing
- Quick installation, with a modular design for easy adaptation

BEST IN CLASS FOR:



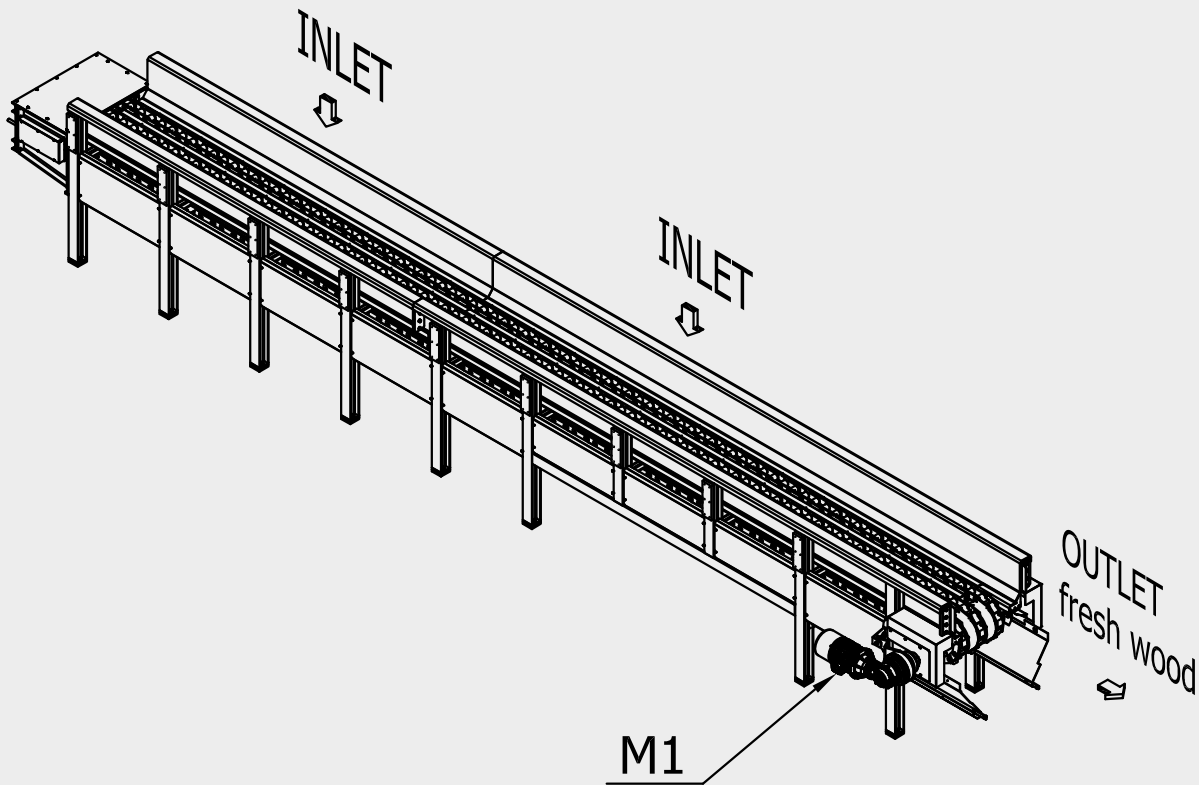
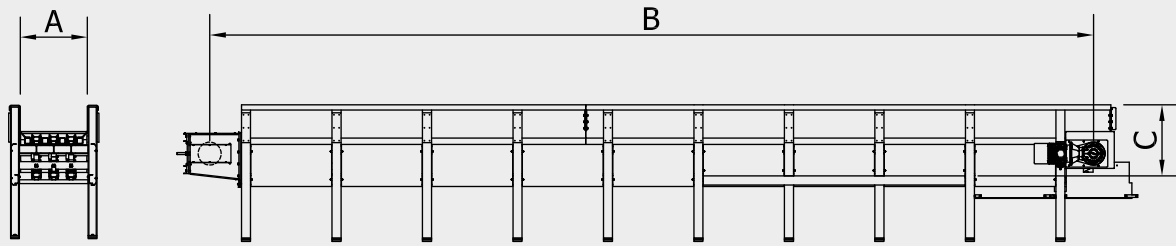
WOOD BASED PANELS:
MDF/HDF
PB/SPB
OSB/LSB/FOSB



PRESSED WOOD PACKAGING:
PALLET BLOCKS
PRESSED PALLETS



PELLETS & ENERGY:
WOOD PELLETS AND
BLACK PELLETS
GREEN FUELS AND BIOMASS



MODEL	OVERALL DIMENSIONS mm ***			
	A	B	C	N° chains
LCC**	800 ÷ 1600	6000 ÷ 24000	1150 ÷ 1650	2 ÷ 6

MODEL	CAPACITY*** m³/h	POWER kW	WEIGHT (kg)
		M1	
LCC**	***	5 ÷ 40	***

***According to customer needs

**According to dimensions